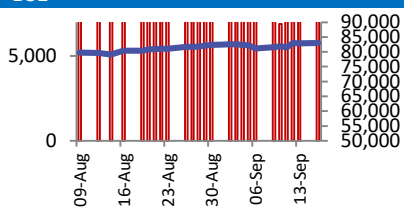
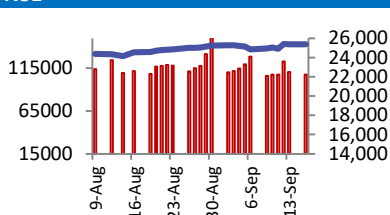


BSE		NSE																													
	<table border="1"> <tr><td>Open</td><td>82985</td></tr> <tr><td>High</td><td>83184</td></tr> <tr><td>Low</td><td>82833</td></tr> <tr><td>Close</td><td>82989</td></tr> <tr><td>Change</td><td>98</td></tr> <tr><td>Volume (Lacs)</td><td>8558</td></tr> <tr><td>Turnover (Rs.inCr)</td><td>8892</td></tr> </table>	Open	82985	High	83184	Low	82833	Close	82989	Change	98	Volume (Lacs)	8558	Turnover (Rs.inCr)	8892		<table border="1"> <tr><td>Open</td><td>25407</td></tr> <tr><td>High</td><td>25446</td></tr> <tr><td>Low</td><td>25336</td></tr> <tr><td>Close</td><td>25384</td></tr> <tr><td>Change</td><td>27</td></tr> <tr><td>Volume(Lacs)</td><td>41462</td></tr> <tr><td>Turnover(Rs.in Cr)</td><td>107497</td></tr> </table>	Open	25407	High	25446	Low	25336	Close	25384	Change	27	Volume(Lacs)	41462	Turnover(Rs.in Cr)	107497
Open	82985																														
High	83184																														
Low	82833																														
Close	82989																														
Change	98																														
Volume (Lacs)	8558																														
Turnover (Rs.inCr)	8892																														
Open	25407																														
High	25446																														
Low	25336																														
Close	25384																														
Change	27																														
Volume(Lacs)	41462																														
Turnover(Rs.in Cr)	107497																														

World Markets	Current	Previous	Pt. Chg	Var(%)
Dow	41622	41394	228	0.6%
Dow Futures	41630	41660	(30)	-0.1%
Nasdaq	17592	17684	(92)	-0.5%
FTSE	8278	8273	5	0.1%
Nikkei	35829	36582	(753)	-2.1%
Hang Seng	17629	17422	207	1.2%
Gift Nifty	25474	25501	(27)	-0.1%
Straits Singapore	3592	3570	22	0.6%
South Korea	2575	2575	Closed	Closed
Taiwan	21850	21850	Closed	Closed
Shanghai	2704	2704	Closed	Closed

Commodity Prices	Current	Previous	Pt. Chg	Var(%)
Copper (\$/MT)	9412	9390	22.0	0.2%
Alumin (\$/MT)	2527	2529	(2.0)	-0.1%
Zinc (\$/MT)	2949	2946	3.0	0.1%
Brent Crude (\$/bbl)	73.0	73.0	0.0	0.0%
Gold (\$/Ounce)	2581	2582	(1.0)	0.0%
Silver (\$/Ounce)	31.0	31.0	0.0	0.0%
Light Crude (\$/bbl)	71.0	70.0	1.0	1.4%
N G (\$/mmbtu)	2.0	2.0	0.0	0.0%
Sugar (\$/MT)	523.0	528.0	(5.0)	-0.9%
Rubber (Rs./kg)	229.5	230.0	(0.5)	-0.2%
Baltic Dry Index	1896	1890	6.0	0.3%

Currency Exchange Rate	Current	Previous	Var(%)
Rs./\$ rate	83.89	83.90	-0.01%
Rs./ Euro	93.33	93.07	0.28%
Rs./Chinese Yuan	11.82	11.82	0.00%
Yen /\$ rate	140.59	140.62	-0.02%
\$ US/Euro	1.11	1.11	0.00%

Dollar Index	Current	Previous	Var(%)
Dollar Index	105.26	105.28	-0.02%

Support/ Resistance Levels for Today		
	Nifty	Bank Nifty Fut
Support 1	25300	52000
Support 2	25230	51740
Resistance	25500	52500

Securities in Ban For Trade	
AARTIIND	BALRAMCHIN
BANDHANBNK	CHAMBLFERT
GRANULES	HINDCOPPER
RBLBANK	BSOFT
GNFC	LICHSGFIN

Market Review

US: U.S. stocks traded in mixed fashion on Monday as investors hunkered down before a Federal Reserve meeting this week where the central bank is likely to start a rate-cutting cycle.

Asia: Most Asia-Pacific markets were mixed Tuesday, following a mixed trading session on Wall Street as investors prepare for the Federal Reserve to kick off its monetary loosening cycle.

India: The S&P BSE Sensex ended Monday's session at a record high, while the NSE Nifty 50 also closed higher, buoyed by gains in ICICI Bank Ltd. and Larsen & Toubro Ltd. Both the benchmark stock indices traded at fresh opening highs, before paring gains through midday. **Market is expected to open on a flattish note and likely to witness sideways move during the day.**

Global economy: Canadian home sales rose 1.3% in August from the previous month, with sales reaching their highest level since January but falling 2.1% on an annual basis, data from the Canadian Real Estate Association showed on Monday. The industry group's home price index was unchanged on the month and was down 3.9% annually, while the national average selling price edged up 0.1% on the year.

Argentina's sovereign bonds and stock index climbed in early trading on Monday, as investors cheered an ambitious 2025 budget plan from libertarian President Javier Milei, that predicts robust growth and sticks to a "zero" fiscal deficit. On Sunday Milei had told Congress his 2025 budget would stick by his key pledge to establish a fiscal surplus and that he would veto any bills that threatened his zero deficit plan. The draft budget foresees the economy expanding 5% in 2025, inflation dropping from over 250% now to some 18% by the end of next year, and the exchange rate weakening to 1,207 pesos per dollar by end-2025 from 960 per dollar now. There would be a primary fiscal surplus of 1.3% of gross domestic product

Commodities: Gold prices held steady on Tuesday to hover near record highs scaled in the previous session, as markets anticipate the beginning of a U.S. easing cycle, with expectations that it might start with an outsized rate cut

Oil prices rose slightly in Asian trade on Tuesday, seeing persistent support from the prospect of interest rate cuts and supply disruptions caused by Hurricane Francine.

Currency: The dollar traded near its lowest levels of the year on Tuesday, on the eve of the expected the start to a U.S. easing cycle that markets are betting may begin with an outsized rate cut.

FII Derivative Transactions (Rs. Cr)

Contracts	Purchase		Sell		Net	Open Interest (OI)		OI (Previous day)		Change	
	Contract	Value	Contract	Value		Contract	Value	Contract	Value	Contract	Value
Index Future	27779	1962	23638	1630	332	598830	39613	601115	39694	(2285)	(81)
Index Option	28398773	1926132	28841279	1957548	(31416)	5915021	396650	5928671	396333	(13650)	317
Stock Future	276308	23204	331394	27417	(4213)	4218672	338508	4212030	337699	6642	809
Stock Option	676015	59930	702789	62185	(2255)	678360	54945	631240	51010	47120	3935
Total	29378875	2011228	29899100	2048780	(37552)	11410883	829716	11373056	824736	37827	4980

FII All Activity-BBG (Rs Cr)	Buy	Sell	Net
6-Sep-24	20265	18323	1943
9-Sep-24	15087	13952	1134
10-Sep-24	17619	14657	2962
11-Sep-24	16685	13815	2870
12-Sep-24	23739	15767	7972
Month to date- Sep	168828	142470	26358
FII (Prov.) (Rs Cr)	Buy	Sell	Net
9-Sep-24	14679	13503	1177
10-Sep-24	12154	12429	(275)
11-Sep-24	15415	13660	1755
12-Sep-24	23301	15606	7695
13-Sep-24	15983	13618	2365
Month to date-Sep	165692	150545	15147
DII (Prov.) (Rs. Cr)	Buy	Sell	Net
9-Sep-24	12173	10416	1757
10-Sep-24	12154	12429	(275)
11-Sep-24	11402	11171	231
12-Sep-24	13691	15491	(1801)
13-Sep-24	11156	8624	2532
Month to date-Sep	129067	119181	9886
FII Debt - BBG (Rs. Cr)	Buy	Sell	Net
6-Sep-24	2348	816	1532
9-Sep-24	9520	914	8606
10-Sep-24	1570	1040	530
11-Sep-24	2129	1106	1024
12-Sep-24	4326	1257	3069
Month to date- Sep	24137	9098	15039

Market Breadth	BSE		NSE	
	No.	%	No.	%
Advance	2151	51%	1374	48%
Decline	1957	47%	1399	49%
Unchanged	93	2%	65	2%

Market Turnover	16-Sep	13-Sep	Var (%)
BSE Cash	8892	8043	11%
NSE Cash	107497	110709	-3%
NSE Futures	127499	130567	-2%
NSE Options	25261520	12416468	103%
Total (Rs.Cr)	25505408	12665787	101%

Volatility Index	16-Sep	13-Sep
Volatility Index	12.46	12.55

Index PE - TTM	16-Sep	Yr. High	Yr. Low
Sensex	24.4	26.0	21.8
Nifty	23.6	28.8	20.3

Corporate News

Carborundum Universal acquires 100% in US-based Silicon Carbide Products

Murugappa Group company Carborundum Universal has signed a binding Share Purchase Agreement to acquire a 100 per cent stake in Silicon Carbide Products, Inc USA from its current equity shareholders. The deal values SCP at an enterprise value of \$6.66 million. CUMI plans to establish a wholly-owned subsidiary in the US, which will serve as the SPV for this acquisition. The transaction is anticipated to be finalised by the end of October 2024. SCP ended 2023 with sales of \$4.2 million and a strong profit and return profile. CUMI plans to utilise SCP's advanced nitriding furnace design and tooling capabilities to address critical thermal applications in the Indian market, particularly in the power, steel and mining sectors," said Sridharan Rangarajan, Managing Director of CUMI. (ET)

Firstsource Solutions partners with Microsoft to offer AI-driven digital transformation services

Business process management services provider Firstsource Solutions Ltd on Monday (September 16) announced a strategic collaboration with Microsoft to deliver advanced digital transformation services to clients worldwide. Business process management services provider Firstsource Solutions Ltd on Monday announced a strategic collaboration with Microsoft to deliver advanced digital transformation services to clients worldwide. (ET)

Economy

Ahead of state elections, all the farm trade measures Centre has announced to placate farmers

India has implemented a series of measures to facilitate the exports of certain farm goods and limit imports of vegetable oils ahead of local elections in two states where farmers form an influential voting bloc. The moves surprised the market, as New Delhi typically tries to protect consumers' interests during the peak festival season. However, this year, it prioritised supporting farmers, setting aside inflationary concerns.

International

Microsoft approves new \$60 billion share buyback program

Microsoft said on Monday its board has approved a new share buy back program of up to \$60 billion. The tech giant declared a quarterly dividend of \$0.83 per share, reflecting an 8 cent, or 10%, increase over the previous quarter. In July, the company said it will spend more this fiscal year on AI infrastructure. It reported a 77.6% rise in capital spending in the quarter ended June 30, largely due to AI-related expenses. (Inv)

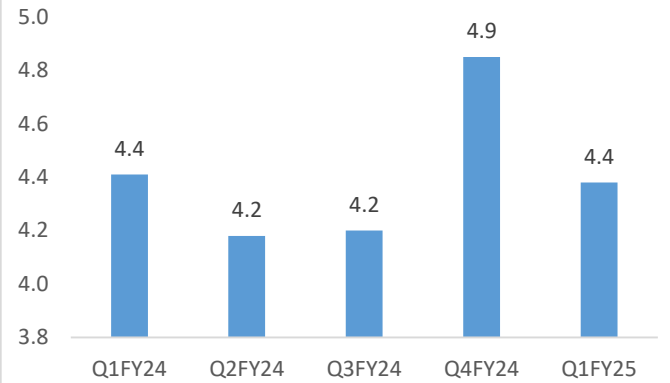
Top 5 Nifty Gainers	16-Sep	13-Sep	Var(%)
NTPC	411	401	2.4%
HINDALCO	685	673	1.8%
JSWSTEEL	971	955	1.7%
SHRIRAMFIN	3419	3368	1.5%
LT	3662	3613	1.4%
Top 5 Nifty Losers	16-Sep	13-Sep	Var(%)
BAJFINANCE	7346	7599	-3.3%
HINDUNILVR	2867	2933	-2.2%
BAJAJFINSV	1858	1894	-1.9%
SBILIFE	1821	1847	-1.4%
BRITANNIA	6063	6133	-1.1%

BSE Index Watch	Last	1 day	1 wk	1 mth	1 yr
SENSEX	82989	0.1%	1.8%	3.2%	22.3%
MIDCAP	49248	0.0%	1.8%	3.9%	51.5%
SMLCAP	57288	0.3%	3.0%	6.4%	51.4%
AUTO	58309	0.0%	1.3%	0.8%	56.9%
BANKEKX	59196	0.5%	2.1%	2.7%	14.2%
Capital Goods	73058	0.6%	3.2%	0.3%	55.3%
FMCG	23570	-0.5%	0.4%	4.4%	25.4%
Health Care	44369	0.1%	2.3%	7.8%	54.7%
IT	43915	-0.2%	3.1%	5.7%	31.2%
METAL	32092	0.7%	3.2%	4.1%	36.7%
Oil & Gas	30750	0.2%	-1.4%	-3.6%	59.7%
Power	8371	1.9%	5.2%	1.7%	81.0%
Realty	8275	0.5%	2.9%	1.0%	76.3%

NSE USD Futures	16-Sep	13-Sep	Var (%)
Sept Expiry (Rs./\$)	83.64	83.64	0.0%
Oct Expiry (Rs./\$)	83.70	83.70	0.0%
Total Turnover (Rs. Crore)	713	1388	-49%

Sectors	TTM PE
Auto	33.86
Auto Ancillary	54.01
Banking	14.81
Engineering	45.12
Cement	86.73
Diamonds & Jewellery	53.88
Housing Finance	25
Infrastructure & Const	37.24
Metals-Aluminium	38.84
Metal – Steel	19.93
Oil Expl.	14.93
Pharma	11.57
Power – Gen. Supp.	47.35
Information Tech.	27.23
Sugar	24.09
Telecom Serv. Prov.	87.53
Tyres	28.75

Birla Corporation Ltd. quarterly sales volume (in MT)
(Source: Company Data)



10 year G-Sec Yield	Current	Previous	Change
US	3.62%	3.62%	0 bps
Japan	0.84%	0.85%	(1) bps
India	6.76%	6.79%	(3) bps
UK	3.76%	3.77%	(1) bps
Libor 3 Mths	5.20%	5.21%	(1) bps

Indian Eco Data	Current	Previous	Var(%)
Forex Reserve (US\$ in bn)	654	652	0.3%
Inflation - WPI	2.04%	3.36%	(132) bps
Inflation - CPI	3.65%	3.60%	5 bps

India GDP	Q1FY25	Q4FY24	Var(%)
Growth	6.70%	7.76%	(106)bps

Monetary Policy	Current	Previous	Change
Repo Rate	6.50%	6.50%	0 bps
Reverse Repo Rate	3.35%	3.35%	0 bps
CRR	4.50%	4.50%	0 bps
O/S Banking System Liquidity (Rs bn)	1595	1597	(2.7)

IIP Growth %	Jul-24	Jul-23	Apr-Feb
IIP	4.8	6.2	5.5
Mining	3.7	10.7	6.8
Manufacturing	4.6	5.3	4.5
Electricity	7.9	8.0	9.0

ADR Price Movement

Company	Price (US\$)	Volume	Previous Day Price	Volume	Variance (%)	No. of Share Per ADR	ADR Price (Rs.)	BSE Price	Variance (%)
Infosys Tech	23.19	6747266	23.20	5273419	-0.04%	1	1945.29	1950.25	-0.3%
Wipro	6.58	775003	6.56	981679	0.30%	1	551.96	551.90	0.0%
Dr.Reddy's	79.68	101083	80.37	209764	-0.86%	1	6683.96	6647.10	0.6%
ICICI Bank	29.95	10700483	29.62	6887900	1.11%	2	1256.18	1262.85	-0.5%
HDFC Bank	62.86	2966847	62.60	2741205	0.42%	3	1757.67	1670.95	5.2%

GDR's (US\$)

	Prices	Prev. Close	Change	Var %
L&T	43.60	43.10	0.5	1.2%
RIL	70.20	70.60	(0.4)	-0.6%
SBI	94.20	94.50	(0.3)	-0.3%

US Economy Data	Current	Previous
Inflation (%) (YoY)	2.50%	2.90%
Unemployment (%)	4.20%	4.30%

Interest Rate (%)	Current	Previous
Fed Rate	5.50%	5.50%

US GDP	Q2CY24	Q1CY24
Growth (QoQ Annualized)	3.00%	1.40%

China Economy Data	Current	Previous
GDP	4.70%	5.30%
Inflation – CPI (%)	0.60%	0.50%

Economic Calendar

	Date
Indian GDP Data	29 Nov
Indian Inflation Data CPI	14 Oct
Indian Inflation Data WPI	17 Sep
Indian Monetary Policy	09 Oct
India's Industrial Production (IIP)	11 Oct
US Inflation Data	10 Oct
US GDP	26 Sep
US Unemployment Data	04 Oct
US Fed Rate	18 Sep
China GDP	18 Oct
China Inflation Data	13 Oct

Event Update

Name	Date	Purpose
Aaron Industries Ltd.	17/09/24	Dividend
Dreamfolks Services Ltd.	17/09/24	Rs.1.50 per share(75%)Final Dividend
Garware Hi-Tech Films Ltd.	17/09/24	Rs.10.00 per share(100%)Dividend
Likhitha Infrastructure Ltd.	17/09/24	Rs.1.50 per share(30%)Final Dividend
Marksans Pharma Ltd.	17/09/24	Rs.0.60 per share(60%)Final Dividend
Nitiraj Engineers Ltd.	17/09/24	Dividend
Popular Vehicles & Services Ltd.	17/09/24	Rs.0.50 per share(25%)Final Dividend
Ruchira Papers Ltd.	17/09/24	Rs.5.00 per share(50%)Final Dividend
Spenta International Ltd.	17/09/24	Rs.1.00 per share(10%)Final Dividend
The Western Indian Plywoods Ltd.	17/09/24	Dividend
Trishakti Industries Ltd.	17/09/24	Rs.0.15 per share(7.5%)Final Dividend
Veritas (India) Ltd.	17/09/24	Rs.0.05 per share(5%)Final Dividend
Allcargo Logistics Ltd.	18/09/24	Rs.1.00 per share(50%)Final Dividend
Apollo Pipes Ltd.	18/09/24	Rs.1.00 per share(10%)Final Dividend
Blue Jet Healthcare Ltd.	18/09/24	Equity Rs.1.00 per share(50%)Final Dividend
Eastern Treads Ltd.	18/09/24	A.G.M.
Heidelberg Cement India Ltd.	18/09/24	Rs.8.00 per share(80%)Final Dividend
KNR Constructions Ltd.	18/09/24	Rs.0.25 per share(12.5%)Final Dividend
Magson Retail & Distribution Ltd.	18/09/24	Dividend
Marathon Nextgen Realty Ltd.	18/09/24	Rs.1.00 per share(20%)Final Dividend
Mastek Ltd.	18/09/24	Rs.12.00 per share(240%)Final Dividend
Paradeep Phosphates Ltd.	18/09/24	Rs.0.50 per share(5%)Final Dividend

Bulk Deal As On 16/09/24

BSE

Security Code	Security Name	Client Name	Deal	Quantity	Price
538351	AFEL	SHAILESH DHAMELIYA	S	70707	14.16
538351	AFEL	SHAILESH DHAMELIYA	B	53271	13.99
531300	AMITINT	RUSHABH MAYANK VARIA	S	100000	3.88
543497	BCCL	NNM SECURITIES PVT LTD	S	156800	68.8
543497	BCCL	NNM SECURITIES PVT LTD	B	1600	72.76
543497	BCCL	VISHAL SANJAY SURANA	B	72000	68.54
530609	CARNATIN	SAJAL KUMAR KUNDU	S	20023	6.76
512379	CRESSAN	NIRAJ RAJNIKANT SHAH	S	2120000	15.46
512379	CRESSAN	NIRAJ RAJNIKANT SHAH	B	1660106	15.45
539559	DDIL	BHAVISHYA ECOMMERCE PRIVATE LIMITED	B	1237861	9.32
539559	DDIL	CHINTAN ROHITKUMAR SHAH	S	300000	10.17
539559	DDIL	RAMESH LAL	B	555941	9.77
540080	DHATRE	ELLIS NIKETAN PRIVATE LIMITED .	B	1000000	13.15
540080	DHATRE	SUBHASH KUMAR AGARWALA	S	1002500	13.15
543516	DHYAANITR	PRAVINBHAI V MANDALIYA HUF	S	22400	26.13
543516	DHYAANITR	SANDEEP SINGLA	S	28000	25.23
543516	DHYAANITR	SHIV SHAKTI TRADING COMPANY	B	28000	25.41
541299	DLCL	KIRTI RAVI KOTHARI	B	36000	22
541299	DLCL	RAJARAMCHOU DHARY	S	24000	21.58
541299	DLCL	RAJARAMCHOU DHARY	B	16000	19.79
541299	DLCL	RAJENDRA JHANWAR	S	32000	20
540190	FRANKLININD	MULTIPLIER SHARE & STOCK ADVISORS PRIVATE LIMITED	S	1676484	1.97
512443	GANONPRO	JAI VINAYAK SECURITIES	S	69185	9.33
512443	GANONPRO	JAI VINAYAK SECURITIES	B	61381	9.45
512443	GANONPRO	VANDANATIWARI	S	32551	9.48
512443	GANONPRO	VANDANATIWARI	B	53000	9.3
512443	GANONPRO	VIDHUSHRI KHADWALIA	S	102000	9.42
512443	GANONPRO	YOGESHKUMARSHUKLA	B	110000	9.3
544044	INDIASHLTR	GOLDMAN SACHS FUNDS GOLDMAN SACHS INDIA EQUITY PORTFOLIO	B	742392	752.35
544044	INDIASHLTR	ICICI PRUDENTIAL LIFE INSURANCE COMPANY LIMITED	B	770000	752.35
544044	INDIASHLTR	NEXUS OPPORTUNITY FUND II LIMITED	S	1446898	752.35
544044	INDIASHLTR	NEXUS VENTURES III LIMITED	S	4953102	753.27
544044	INDIASHLTR	SBI LIFE INSURANCE COMPANY LTD	B	670000	752.35
541983	INNOVATIVE	SUDHIR JIVANLAL JOBANPUTRA	S	90000	19.45
531692	KHYATI	N L RUNGTA (HUF)	S	53220	3.94
519230	KISAAN	JAINAM UDAY SHAH	B	45000	52.57
519230	KISAAN	MULTIPLIER SHARE & STOCK ADVISORS PRIVATE LIMITED	S	49441	52.31
539408	KUBERJI	SANDEEP BHALCHANDRA JOSHI	B	26116	23.63
504378	NYSSACORP	GRACEUNITED REAL ESTATE PRIVATE LIMITED	S	757050	8.34
504378	NYSSACORP	ILYASBHAI UMARBHAI MALEK	B	200000	8.34
504378	NYSSACORP	KAUSHAL HITESHBHAI PARIKH	B	279666	8.31
504378	NYSSACORP	RAFIKBHAI UMARBHAI MALEK	B	160000	8.34
504378	NYSSACORP	SEIFER RICHARD MASCARENHAS	B	374964	8.27
504378	NYSSACORP	SHAILESH DHAMELIYA	B	239000	8.34
504378	NYSSACORP	SUMANCHEPURI	S	210900	8.33
504378	NYSSACORP	SUPERLINE TRADING COMPANY PRIVATE LIMITED	S	481104	8.34
540198	OSIAJEE	NAMITA SARVAPRIYA BANSAL	S	30000	44.03
540198	OSIAJEE	SAROJ GUPTA	B	72701	44.41

532911	PARLEIND	ABHA VINAYKUMAR JAIN	B	160000	15.16
537573	POLYMAC	PUSPJEET KUMAR	B	65600	21.18
512217	PRISMMEDI	GARIMA AGGARWAL	S	210	34.34
512217	PRISMMEDI	GARIMA AGGARWAL	B	42210	35.38
512217	PRISMMEDI	RAHUL YASHVANTRAY SHAH	S	41931	35.01
512217	PRISMMEDI	RAHUL YASHVANTRAY SHAH	B	41931	34.92
512217	PRISMMEDI	SANDEEP PRAKASHCHANDRA JAIN (HUF)	S	40000	34.81
512217	PRISMMEDI	SANDEEP PRAKASHCHANDRA JAIN (HUF)	B	5000	35.45
512217	PRISMMEDI	SHAH SOHIL MAHESHBHAI	S	32281	35.13
512217	PRISMMEDI	YUGA STOCKS AND COMMODITIES PRIVATE LIMITED .	S	101430	34.88
512217	PRISMMEDI	YUGA STOCKS AND COMMODITIES PRIVATE LIMITED .	B	1430	34.88
530053	REALECO	VARSHABEN JATIN SHAH	B	60213	39.85
530053	REALECO	VARSHABEN JATIN SHAH	S	130502	37.08
540147	SHASHUIT	NARENDRA MAGANBHAI PATEL	S	413159	3.77
511493	SHRYDUS	NIMIT JAYENDRA SHAH	S	300000	17.8
539584	SIPTL	GOPAL VERMA	S	855230	0.78
540269	SKL	PADMAWATI REALCON PRIVATE LIMITED	S	80000	12.23
540269	SKL	PARTON TRADERS PRIVATE LIMITED	B	80000	12.23
538402	SPS	JYOTI HARESH SHAH	S	85800	60.02
538402	SPS	MUNISH FINANCIAL	B	85780	60.02
539217	SRESTHA	SAROJ GUPTA	S	6847935	1.71
540914	SRUSTEELS	7M DEVELOPERS LLP	S	25926	13
540914	SRUSTEELS	7M DEVELOPERS LLP	B	88357	12.79
538733	STARLIT	PCM POWER GENERATION PRIVATE LIMITED	S	101512	4.02
526071	STELLANT	MOHIT JAIN	S	21683	38.91
526071	STELLANT	MOHIT JAIN HUF	S	16742	38.91
526071	STELLANT	SUBHASH PHOOTARMAL RATHOD	B	35000	38.91
540955	TDSL	NEHA JITEN GOGRI	B	110000	14.74
544214	THREEMPAPE	JINENDRA KUMAR JAIN	S	116000	60.71
536264	TIGERLOGS	VICTUS ENTERPRISE LLP	S	700000	64.7
538607	TOYAMSL	NIRAJ RAJNIKANT SHAH	S	512571	3.58
538607	TOYAMSL	NIRAJ RAJNIKANT SHAH	B	7000000	3.5
538607	TOYAMSL	SUBRATO SAHA	S	7678570	3.5
531279	TRISHAKT	HEMANT NARESH JAIN HUF	B	90000	125.55
531279	TRISHAKT	MULTIPLIER SHARE & STOCK ADVISORS PRIVATE LIMITED	S	112687	125.42
539040	TTL	MEGA SUPER REAL ESTATE DEVELOPERS INDIA PRIVATE LIMITED	B	200000	18.61
539291	VASUDHAGAM	MANGESH KASHINATH KAMBLE	S	450000	19.95
539291	VASUDHAGAM	MAYA CHAURASIYA	S	98820	19.62
539291	VASUDHAGAM	MAYA CHAURASIYA	B	110820	19.57
539291	VASUDHAGAM	PRASHANT GUPTA	S	114442	19.92
539291	VASUDHAGAM	PRASHANT GUPTA	B	114442	19.51
539291	VASUDHAGAM	SANJAY DATTARAM KHANVILKAR	S	641934	19.93
539291	VASUDHAGAM	YOGESH JOTIRAM KALE	S	472512	19.91
539291	VASUDHAGAM	YOGESH JOTIRAM KALE	B	50000	19.93
533056	VEDAVAAG	INVESTI GLOBAL OPPORTUNITY FUND PCC - CELL 1	B	972974	75
533056	VEDAVAAG	K VIJAY KUMAR	S	345000	75
533056	VEDAVAAG	S ABHEESHTA	S	700000	75.01
511523	VEERHEALTH	JAYAKRISHNA TAPARIA	S	117988	24
531997	VUENOW	NEELU KHANNA	S	400000	112.06
531997	VUENOW	SANDEEP KAPADIA	B	151377	112.06
513713	WHITEORG	JR SEAMLESS PRIVATE LIMITED	B	300000	7.85
519064	ZKHANDEN	JAIKUMAR BHAGWANDAS	S	9160	75.08

NSE

Security Code	Security Name	Client Name	Deal	Quantity	Price
AUSL	Aditya Ultra Steel Ltd	KABRA KAILASH	BUY	240000	69.9
AKSH-RE	Akshar Spintex Limited	GAYEN SANDIP	SELL	2523726	0.22
BANG	Bang Overseas Limited	JAIN KAYAVANNA PARESH	SELL	68000	64.51
COOLCAPS	Cool Caps Industries Ltd	TIMELY FINANCIAL CONSULTANTS PRIVATE LIMITED	SELL	377250	400.41
DHARIWAL	Dhariwalcorp Limited	BEACON STONE CAPITAL VCC - BEACON STONE I	SELL	52800	149.36
DUCON-RE	Ducon Infratech Ltd	NINJA SECURITIES PRIVATE LIMITED NINJA SECURITIES	BUY	333925	2.15
DUCON-RE	Ducon Infratech Ltd	PRATIK BANJI DABHI	SELL	5028284	2.2
EDELWEISS	Edelweiss Fin Serv Ltd	EDELWEISS EMPLOYEES WELFARE TRUST	SELL	2750000	124
EDELWEISS	Edelweiss Fin Serv Ltd	WHITEOAK CAPITAL ASSET MANAGEMENT LIMITED	BUY	1266070	124
EDELWEISS	Edelweiss Fin Serv Ltd	WHITEOAK CAPITAL ASSET MANAGEMENT LIMITED	BUY	1483930	124
GATECHDVR	GACM Technologies Limited	ANKITA VISHAL SHAH	BUY	1000000	1.23
GATECHDVR	GACM Technologies Limited	CHANDAN CHAURASIYA	SELL	3472016	1.24
GATECH	GACM Technologies Limited	DHRUV GANJI	BUY	6026248	1.34
GATECHDVR	GACM Technologies Limited	MULTIPLIER SHARE & STOCK ADVISORS PRIVATE LIMITED	SELL	1398637	1.23
GAJANAND	Gajanand International L	COMPANY SHIVAAY TRADING	BUY	132000	42
GANESHHOUC	Ganesh Housing Corp Ltd	KOTAK JAYESHBHAI TALAKSHIBHAI	BUY	175000	820
GANESHHOUC	Ganesh Housing Corp Ltd	KUNVARJI INFRA PROPERTIES PRIVATE LIMITED	SELL	175000	820
GICL	Globe Intl Carriers Ltd	INVENTURE GROWTH & SECURITIES LTD	BUY	396000	76.08
GICL	Globe Intl Carriers Ltd	PUNEET KUMAR	SELL	324000	76.04
HIMATSEIDE	Himatsingka Seide Ltd	ABHINANDAN LEASING AND FINANCE PRIVATE LIMITED	BUY	500000	152.06
MRO-TEK	MRO-TEK Realty Ltd	JITENDRA MOHANDAS VIRWANI	SELL	192697	114.77
MRO-TEK	MRO-TEK Realty Ltd	RAJAT GOENKA	BUY	145000	114.93
NAMOEWASTE	Namo eWaste Management	SATISH SINGHAL	BUY	120000	152.57
RADIANTCMS	Radiant Cash Mgmt Ser Ltd	ASCENT INDIA FUND III	SELL	830000	85.31
RADIANTCMS	Radiant Cash Mgmt Ser Ltd	YELLOWSTONE INVESTMENTS	BUY	585000	85.48
RGL	Renaissance Global Ltd	NIRANJAN AMRATLAL SHAH	SELL	534383	156.37
SHUBHSHREE	Shubhshree Biofuels Ene L	LRSD SECURITIES PRIVATE LIMITED	SELL	33600	179.76
SHUBHSHREE	Shubhshree Biofuels Ene L	NOVA GLOBAL OPPORTUNITIES FUND PCC - TOUCHSTONE	BUY	27600	186.91
SHUBHSHREE	Shubhshree Biofuels Ene L	RAJASTHAN GLOBAL SECURITIES PVT LTD	SELL	33600	181.3
SHUBHSHREE	Shubhshree Biofuels Ene L	SS CORPORATE SECURITIES LIMITED	BUY	26400	180.82
SHUBHSHREE	Shubhshree Biofuels Ene L	STCI PRIMARY DELAER LTD	SELL	33600	189
SHUBHSHREE	Shubhshree Biofuels Ene L	TRADE CORNER	BUY	33600	185.64
TOLINS	Tolins Tyres Limited	MANSI SHARE AND STOCK ADVISORS PVT LTD	BUY	300000	228
TOLINS	Tolins Tyres Limited	RPV HOLDINGS PRIVATE LIMITED	BUY	200000	228
VIPULLTD	Vipul Limited	MONEYPLANT GOLD & JEWELLERY TRADING L.L.C	BUY	2000000	35.5
VIPULLTD	Vipul Limited	PUNIT BERIWALA HUF	SELL	2500000	35.54
VLEGOV	VL E Gov and IT Sol Ltd	JAIN SANJAY POPATLAL	BUY	1000000	133.49
VLEGOV	VL E Gov and IT Sol Ltd	NAVRATRI SHARE TRADING PRIVATE LIMITED .	BUY	540000	133.15
VLEGOV	VL E Gov and IT Sol Ltd	NJD CAPITAL PRIVATE LIMITED	SELL	1515786	133.5

Disclosure:

Research Reports that are published by Nirmal Bang Securities Private Limited (hereinafter referred to as "NBSPL") are for private circulation only. NBSPL is a registered Research Analyst under SEBI (Research Analyst) Regulations, 2014 having Registration no. INH000001766. NBSPL is also a registered Stock Broker with National Stock Exchange of India Limited, BSE Limited, Metropolitan Stock Exchange of India Limited, Multi Commodity Exchange of India Limited and , National Commodity and Derivative Exchange Limited in Capital Market , Equity and Commodities derivatives segments and Currency Derivatives Segment .

NBSPL has other business divisions with independent research teams separated by Chinese walls, and therefore may, at times, have different or contrary views on stocks and markets.

NBSPL or its associates have not been debarred / suspended by SEBI or any other regulatory authority for accessing / dealing in securities Market since last 20 years. NBSPL, its associates or analyst or his relatives do not hold any financial interest (Except Investment) in the subject company. NBSPL or its associates or Analyst do not have any conflict or material conflict of interest at the time of publication of the research report with the subject company. NBSPL or its associates or Analyst or his relatives may or may not hold beneficial ownership of 1% or more in the subject company at the end of the month immediately preceding the date of publication of this research report.

NBSPL or its associates / analyst has not received any compensation / managed or co-managed public offering of securities of the company covered by Analyst during the past twelve months. NBSPL or its associates have not received any compensation or other benefits from the company covered by Analyst or third party in connection with the research report. Analyst has not served as an officer, director or employee of Subject Company. NBSPL / analyst has not been engaged in market making activity of the subject company.

Analyst Certification: The research analysts and authors of these reports, hereby certify that the views expressed in this research report accurately reflects my/our personal views about the subject securities, issuers, products, sectors or industries. It is also certified that no part of the compensation of the analyst(s) was, is, or will be directly or indirectly related to the inclusion of specific recommendations or views in this research. The analyst(s) principally responsible for the preparation of this research report and has taken reasonable care to achieve and maintain independence and objectivity in making any recommendations.

Disclaimer:

The Research Report is for the personal information of the authorized recipient and does not construe to be any investment, legal or taxation advice. NBSPL is not soliciting any action based upon it. Nothing in the research report shall be construed as a solicitation to buy or sell any security or product, or to engage in or refrain from engaging in any such transaction. In preparing the research report, we did not take into account the investment objectives, financial situation and particular needs of the reader.

The research report has been prepared for the general use of the clients of NBSPL and must not be copied, either in whole or in part, or distributed or redistributed to any other person in any form. If you are not the intended recipient you must not use or disclose the information in the research report in any way. Though disseminated to all the customers simultaneously, not all customers may receive the research report at the same time. NBSPL will not treat recipients as customers by virtue of their receiving the research report. The research report is not directed or intended for distribution to or use by any person or entity resident in a state, country or any jurisdiction, where such distribution, publication, availability or use would be contrary to law, regulation or which would subject NBSPL & its group companies to registration or licensing requirements within such jurisdictions.

The report is based on the information obtained from sources believed to be reliable, but we do not make any representation or warranty that it is accurate, complete or up-to-date and it should not be relied upon as such. We accept no obligation to correct or update the information or opinions in it. NBSPL or any of its affiliates or employees shall not be in any way responsible for any loss or damage that may arise to any person from any inadvertent error in the information contained in the research report. NBSPL or any of its affiliates or employees do not provide, at any time, any express or implied warranty of any kind, regarding any matter pertaining to this report, including without limitation the implied warranties of merchantability, fitness for a particular purpose, and non-infringement. The recipients of the research report should rely on their own investigations.

This information is subject to change without any prior notice. NBSPL reserves its absolute discretion and right to make or refrain from making modifications and alterations to this statement from time to time. Nevertheless, NBSPL is committed to providing independent and transparent recommendations to its clients, and would be happy to provide information in response to specific client queries.

Before making an investment decision on the basis of research report, the reader needs to consider, with or without the assistance of an adviser, whether the advice is appropriate in light of their particular investment needs, objectives and financial circumstances. There are risks involved in securities trading. The price of securities can and does fluctuate, and an individual security may even become valueless. International investors are reminded of the additional risks inherent in international investments, such as currency fluctuations and international stock market or economic conditions, which may adversely affect the value of the investment. Opinions expressed are subject to change without any notice. Neither the company nor the director or the employees of NBSPL accept any liability whatsoever for any direct, indirect, consequential or other loss arising from any use of the research report and/or further communication in relation to the research report. Here it may be noted that neither NBSPL, nor its directors, employees, agents or representatives shall be liable for any damages whether direct or indirect, incidental, special or consequential including lost revenue or lost profit that may arise from or in connection with the use of the information contained in the research report.

Copyright of this document vests exclusively with NBSPL.

Our reports are also available on our website

Registration granted by SEBI and certification from NISM in no way guarantee performance of NBSPL or provide any assurance of returns to investors.

Nirmal Bang Research (Division of Nirmal Bang Securities Pvt. Ltd.)

B-2, 301/302, Marathon Innova,
Opp. Peninsula Corporate Park
Off. Ganpatrao Kadam Marg
Lower Parel(W), Mumbai-400013
Board No. : 91 22 6723 8000/8001
Fax. : 022 6723 8010